

PRODUCT DATASHEET

HE 21 W/840

LUMILUX® T5 HE® | Tubular fluorescent lamps 16 mm, high efficiency, with G5 base



Areas of application

- Public buildings
- Offices
- Shops
- Supermarkets and department stores
- Industry
- Outdoor applications only in suitable luminaires

Product benefits

- Up to 20 % more economical than LUMILUX® T8

Product features

- Very good lumen maintenance: 90 % throughout the service lifetime of the lamp
- Good color rendering index
- Dimmable



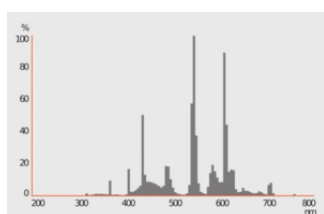
TECHNICAL DATA

Electrical data

Nominal wattage	21 W
Construction wattage	20.70 W
Nominal voltage	126 V
Nominal current	0.17 A

Photometrical data

Luminous flux	2000 lm
Luminous efficacy	97 lm/W
Luminous flux at 35 °C	2000 lm
Light color (designation)	LUMILUX Cool White
Color temperature	4000 K
Color rendering index Ra	≥80
Light color	840
Rated LLMF at 2,000 h	0.95
Rated LLMF at 4,000 h	0.92
Rated LLMF at 6,000 h	0.91
Rated LLMF at 8,000 h	0.90
Rated LLMF at 12,000 h	0.90
Rated LLMF at 16,000 h	0.90
Rated LLMF at 20,000 h	0.89



Dimensions & Weight

Overall length	863.20 mm
Length with base excl. base pins/connection	849,00 mm
Diameter	16,0 mm



Tube diameter	16 mm
Product weight	70.92 g

Lifespan

Lifespan	24000 h
Service life	19000 h ¹⁾
Rated lamp survival factor at 2,000 h	0.99
Rated lamp survival factor at 4,000	0.99
Rated lamp survival factor at 6,000	0.99
Rated lamp survival factor at 8,000 h	0.99
Rated lamp survival factor at 12,000 h	0.99
Rated lamp survival factor at 16,000	0.97
Rated lamp survival factor at 20,000 h	0.85
Lifespan B50	24000 h

¹⁾ With preheat ECG

Additional product data

Base (standard designation)	G5
Mercury content	1.5 mg
Product remark	Suitable for ECG operation only / Lamp designed for internal luminaire temperatures of 30...40 °C; optimum luminous flux achieved at 35 °C

Capabilities

Dimmable	Yes
----------	-----

Certificates & Standards

Energy efficiency class	F
Energy consumption	21.00 kWh/1000h

Country-specific categorizations

ILCOS	FDH-21/840-L/P/-G5-16/849
Order reference	HE 21W/840

Energy labelling regulation data acc EU 2019/2015

Lighting technology used	LFL_T5_HE
Non-directional or directional	NDLS
Mains or non-mains	NMLS






Light source cap-type (or other electric interface)	G5
Connected light source (CLS)	No
Color-tuneable light source	No
Envelope	No
High luminance light source	No
Anti-glare shield	No
Correlated colour temperature type	SINGLE_VALUE
Claim of equivalent power	No
Length	863.20 mm
Height	16,0 mm
Width	16,0 mm
Chromaticity coordinate x	0,380
Chromaticity coordinate y	0,380
Beam angle	SPHERE_360

Safety advice

– In case of lamp breakage: www.ledvance.com/brokenlamp

DOWNLOAD DATA

DOWNLOAD DATA	
	Certificates
	Certificates
	Declarations of conformity

LOGISTICAL DATA

Product code	Packaging unit (Pieces/Unit)	Dimensions (length x width x height)	Gross weight	Volume
4050300591407	Sleeve 1	18 mm x 18 mm x 863 mm	80.86 g	0.28 dm ³
4050300464701	Unpacked 1	859 mm x 16 mm x 19 mm	81.63 g	0.26 dm ³
4050300591414	Shipping box 20	887 mm x 90 mm x 110 mm	2134.00 g	8.78 dm ³