

# PRODUCT DATASHEET

## DULUX D/E 18 W/827

OSRAM DULUX D/E | CFLni, 2 tubes, with 4-pin base for ECG operation



### AREAS OF APPLICATION

- Offices, public buildings
- Shops
- Supermarkets and department stores
- Hotels, restaurants
- Industry

### PRODUCT BENEFITS

- Extremely economical
- Good quality of light
- Excellent luminous flux
- Long service life
- Improved maintenance
- OSRAM System+ Guarantee in combination with OSRAM QUICKTRONIC ECG

### PRODUCT FEATURES

- Average life: 20,000 h (with QUICKTRONIC)
- Color rendering index  $R_a: \geq 80$
- Dimmable (3...100 %)
- Short and compact pin-base lamp with double-turn tubes
- Single-ended four-pin plug-in G24q base
- Operates on battery, solar and AC power with suitable electronic control gear



## TECHNICAL DATA

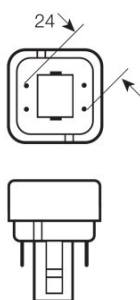
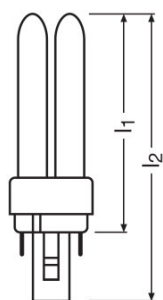
### Electrical data

Rated lamp efficacy (HF data 25 °C)	Under clarification by authority and standardization body
Rated wattage	18.00 W
Nominal wattage	18.00 W

### Photometrical data

Nominal luminous flux	1200 lm
Luminous flux at 25 °C	1200 lm
Rated luminous flux	1200 lm
Rated color temperature	2700 K
Color rendering index Ra	≥80
Rated LLMF at 2,000 h	0.90
Rated LLMF at 4,000 h	0.84
Rated LLMF at 6,000 h	0.83
Rated LLMF at 8,000 h	0.81
Rated LLMF at 12,000 h	0.79
Rated LLMF at 16,000 h	0.78
Rated LLMF at 20,000 h	0.77
Light color (designation)	LUMILUX INTERNA
Color temperature	2700 K
Luminous flux	1200 lm
Color rendering index Ra	≥80

### Dimensions & weight



Diameter	12.0 mm
Overall length	144.0 mm
Length	146.0 mm
Length acc. to IEC standard	140 mm

<b>Length with base excl. base pins/connection</b>	130.00 mm
<b>Outer bulb</b>	T11
<b>Maximum diameter</b>	11.0 mm

### Lifespan

<b>Nominal lamp life time</b>	20000 h
<b>Rated lamp life time</b>	20000 h
<b>Service life</b>	13000 h <sup>1)</sup>
<b>Rated lamp survival factor at 2,000 h</b>	0.99
<b>Rated lamp survival factor at 4,000 h</b>	0.99
<b>Rated lamp survival factor at 6,000 h</b>	0.99
<b>Rated lamp survival factor at 8,000 h</b>	0.99
<b>Rated lamp survival factor at 12,000 h</b>	0.95
<b>Rated lamp survival factor at 16,000 h</b>	0.81
<b>Rated lamp survival factor at 20,000 h</b>	0.50
<b>Operation mode LLMF/LSF</b>	HF
<b>Lifespan</b>	20000 h <sup>1)</sup>

<sup>1)</sup> With preheat ECG

### Additional product data

<b>Base (standard designation)</b>	G24q-2
<b>Mercury content</b>	1.3 mg

### Capabilities

<b>Dimmable</b>	Yes
<b>Suitable for indoor</b>	Yes

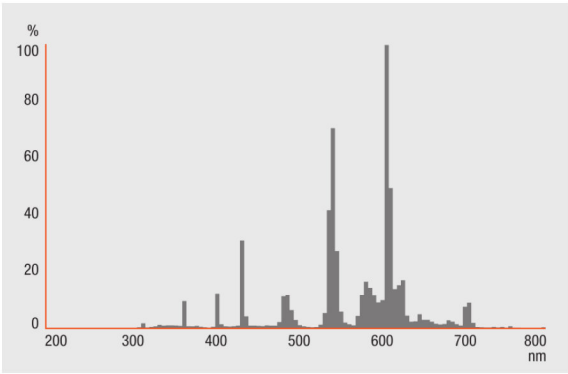
### Certificates & standards

<b>Energy consumption</b>	20 kWh/1000h
<b>Energy efficiency class</b>	A

### Country-specific categorizations

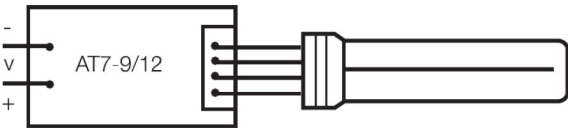
<b>ILCOS</b>	FSQH-18/827-/P/-G24q-2
--------------	------------------------

Light Distribution

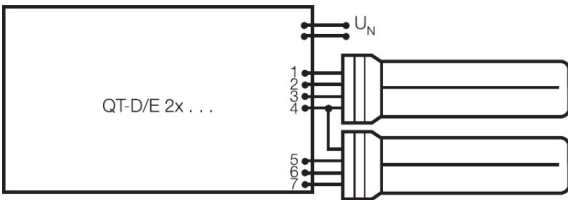


Spectral power distribution

Wiring Diagram



Wiring diagram



Wiring diagram